

**Explosion-proof electric heaters**, certified  **II 2 GD - Ex d II C T3 - Ex tD A21 T200°C**, distribution or delivery sites; in industries such as chemistry (inorganic chemistry, agrochemistry,...), oil industry, refinery, in spray booths (solvents)...



**ATEX Heaters :  
INERIS 06 ATEX 0025**

• **Using conditions :**

- Class\* : II C, II B and II A
- Pressure :  $0.8 < P < 1.2$  bar.
- Gas zone : 1 and 2  
T3 : Surface  $T^{\circ} \leq 200^{\circ}\text{C}$ , for using temperature :  $-20^{\circ}\text{C} < T < 40^{\circ}\text{C}$ .
- Dust zone : 21 and 22  
T200 : Surface  $T^{\circ} \leq 200^{\circ}\text{C}$ , for using temperature :  $-20^{\circ}\text{C} < T < 40^{\circ}\text{C}$ .

Our equipment respects the directive 94/9/CE, according to the standards :  
EN 60079-0 de 07/2006 , EN 60079-1 de 03/2004, EN61241-0 de 12/2006, EN 61241-1 de 06/2004

*\*The use of this type of heaters requires a total missing of other potential inflaming sources such as flames, warm gases, mechanical sparks, vibrations, static electricity, electromagnetic waves...*

• **2 types of heaters :**

- RADF serie : heaters supplied with only a safety thermostat
- RADF.IN and RADF.TH series : same as above, also with an ambient thermostat.

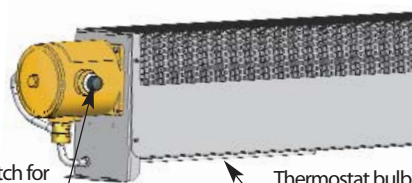
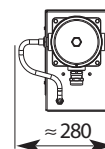
• **Common characteristics for all types :**

- Stainless steel casing.
- Heating body composed of electric heaters in a steel sheath with steel fins.
- IP 65 heaters, according to the EN 60529 standard, for the heaters referenced.  
IP 67 heaters, on request, to precise with the inquiry or order.
- Aluminium connection box IP 65 with ATEX EEX d II C 3/4" NPT cable grip.
- Connection box equipped with internal M6 earth bold and external M4 bolt.
- Safety thermostat inside the connection box, to maintain the outside surface below  $200^{\circ}\text{C}$  (which is compulsory for T3 class)
- Voltage : 230 V single phase, 230 V threephase or 400 V threephase, according to the heaters.
- Wattage : 1 kW ; 1.5 kW ; 2 kW , depending on the sizes.
- Fixing supports drilled with 4 holes : 14 x 7 mm.
- Heaters individually controlled before shipment.  
Heaters supplied with using instructions., declaration of conformity and certificate type INERIS.

• **Heaters with ambient thermostat :**

RADF.TH and RADF.IN heaters are equipped with ambient thermostat, from  $0^{\circ}\text{C}$  to  $-40^{\circ}\text{C}$ , in which the bulb, fixed under the apparel protected by a well sheath.

Setting button is located outside the box, for RADF.TH heaters, and, inside the box for RADF.IN heaters.



Setting switch for  
RADF.TH serie

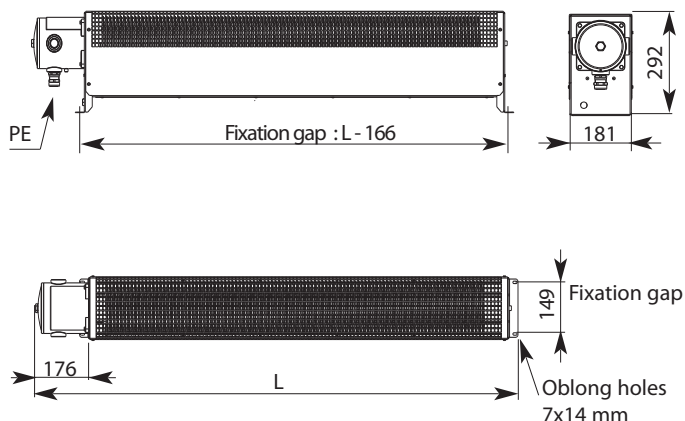
Thermostat bulb in a well  
sheath, lg 570 mm.

Certificates and form definition for ATEX heaters  
can be downloaded from our website :  
[www.acim-jouanin.fr](http://www.acim-jouanin.fr)

**ACIM JOUANIN - 650, Rue Vulcain - Z.I. n°1 Nétreville - BP 1725 - 27017 EVREUX Cedex**  
**Tél : (0033)232.62.34.20 Fax : (0033)232.62.34.29 E-mail : export@acim-jouanin.fr Web : www.acim-jouanin.fr**

Les caractéristiques de nos produits sont données à titre indicatif. Nous nous réservons le droit de les modifier en fonction de l'évolution technique.

Heaters sizes (RADF type) : (dimensions in mm)



### Important notes :

Keep a free space of 150 mm all around the heater and keep all free space over the heater, to guarantee a good air flow.

The heaters must operate in a horizontal position, fixing supports down, either on the ground or on horizontal brackets

**24 hours DELIVERY\***

Heaters : Voltage 230 V single phase

Wattage	Length L	Weight	Basic version	Heater with inside button	Heater with outside button
1000 W	990 mm	25 kg	RADF 1000	RADF 1000.IN	RADF 1000.TH
1500 W	1290 mm	34 kg	RADF 1500	RADF 1500.IN	RADF 1500.TH
2000 W	1610 mm	41 kg	RADF 2000	RADF 2000.IN	RADF 2000.TH

Heaters : Voltage 230 V three phase

Wattage	Length L	Weight	Basic version	Heater with inside button
1000 W	990 mm	25 kg	RADF 1000.2	RADF1000.2IN
1500 W	1290 mm	34 kg	RADF 1500.2	RADF1500.2IN
2000 W	1610 mm	41 kg	RADF 2000.2	RADF2000.2IN

Heaters : Voltage 400 V three phase

Wattage	Length L	Weight	Basic version	Heater with inside button
1000 W	990 mm	25 kg	RADF 1000.4	RADF1000.4IN
1500 W	1290 mm	34 kg	RADF 1500.4	RADF1500.4IN
2000 W	1610 mm	41 kg	RADF 2000.4	RADF2000.4IN

### In addition to radiators ATEX

To facilitate your installation, we offer a range of plug and socket ATEX Certified Gas and Dust.

These sockets are suitable for radiators Acim Jouanin, single or three phase



Photos: Wall bracket, inclination 70 ° and straight plug

Base Models for electrical panel, stands with other inclinations, available. Consult us.

\* Variable delivery time depending on availability and ordered version. Delivery time within 24h for 230V single phase version without thermostat

**ACIM JOUANIN - 650, Rue Vulcain - Z.I. n°1 Nétreville - BP 1725 - 27017 EVREUX Cedex - FRANCE**  
**Tél : (0033)232.62.34.20 Fax : (0033)232.62.34.29 E-mail : export@acim-jouanin.fr Web : www.acim-jouanin.fr**

Les caractéristiques de nos produits sont données à titre indicatif. Nous nous réservons le droit de les modifier en fonction de l'évolution technique.